






**1. The school's Catholic identity is a high priority.**

		Response Percent	Response Count
Strongly Agree		75.2%	88
Agree		23.1%	27
Disagree		0.9%	1
Strongly Disagree		0.9%	1
Other (please specify)			3
answered question			117
skipped question			3

**2. Is your child required to do too much homework, too little homework, or about the right amount of homework?**

		Response Percent	Response Count
Much too much		7.6%	9
Slightly too much		20.3%	24
<b>About the right amount</b>		<b>68.6%</b>	<b>81</b>
Slightly too little		3.4%	4
Much too little		0.0%	0
Other (please specify)			12
answered question			118
skipped question			2

### 3. How much attention does your child receive from teachers?






		Response Percent	Response Count
A great deal		14.5%	17
A lot		38.5%	45
<b>A moderate amount</b>		<b>40.2%</b>	<b>47</b>
A little		6.0%	7
None at all		0.9%	1

Other (please specify) 9

**answered question 117**

**skipped question 3**

### 4. How regularly does your child get the help they need from the staff at this school?

		Response Percent	Response Count
Extremely regularly		17.9%	21
<b>Very regularly</b>		<b>36.8%</b>	<b>43</b>
Moderately regularly		29.9%	35
Slightly regularly		14.5%	17
Not at all regularly		0.9%	1

Other (please specify) 13

**answered question 117**

**skipped question 3**





### 5. How well does this school consider the individual needs of students?

		Response Percent	Response Count
Extremely well		25.6%	30
<b>Very well</b>		<b>37.6%</b>	<b>44</b>
Moderately well		25.6%	30
Slightly well		10.3%	12
Not at all well		0.9%	1
Other (please specify)			5
<b>answered question</b>			<b>117</b>
<b>skipped question</b>			<b>3</b>

### 6. How well does this school support your child's social development?

		Response Percent	Response Count
Extremely well		24.8%	29
<b>Very well</b>		<b>42.7%</b>	<b>50</b>
Moderately well		21.4%	25
Slightly well		9.4%	11
Not at all well		1.7%	2
Other (please specify)			9
<b>answered question</b>			<b>117</b>
<b>skipped question</b>			<b>3</b>

## 7. How high are the expectations for students at this school?




		Response Percent	Response Count
Extremely high		31.1%	37
<b>Very high</b>		<b>44.5%</b>	<b>53</b>
Moderately high		22.7%	27
Slightly high		1.7%	2
Not at all high		0.0%	0

Other (please specify) 7

**answered question 119**

**skipped question 1**

## 8. How fairly do the teachers at this school treat the students?





		Response Percent	Response Count
Extremely fairly		47.0%	54
<b>Moderately fairly</b>		<b>48.7%</b>	<b>56</b>
Slightly fairly		4.3%	5
Not at all fairly		0.0%	0

Other (please specify) 8





**answered question 115**

**skipped question 5**




### 9. How fairly do the teachers at this school treat the students' parents?

		Response Percent	Response Count
Extremely fairly		59.8%	67
Moderately fairly		36.6%	41
Slightly fairly		1.8%	2
Not at all fairly		1.8%	2
	Other (please specify)		10
<b>answered question</b>			<b>112</b>
<b>skipped question</b>			<b>8</b>

### 10. How appropriate are the discipline practices at this school?

		Response Percent	Response Count
Extremely appropriate		46.0%	52
Moderately appropriate		46.0%	52
Slightly appropriate		4.4%	5
Not at all appropriate		3.5%	4
	Other (please specify)		20
<b>answered question</b>			<b>113</b>
<b>skipped question</b>			<b>7</b>

### 11. How safe does your child feel at this school?

		Response Percent	Response Count
Extremely safe		85.6%	101
Moderately safe		13.6%	16
Slightly safe		0.8%	1
Not at all safe		0.0%	0
	Other (please specify)		2
		<b>answered question</b>	<b>118</b>
		<b>skipped question</b>	<b>2</b>

### 12. What are the strengths of this school?

	Response Count
	98
<b>answered question</b>	<b>98</b>
<b>skipped question</b>	<b>22</b>





### 13. What are the weaknesses of this school?

	Response Count
	83
<b>answered question</b>	<b>83</b>
<b>skipped question</b>	<b>37</b>




## 14. What suggestions do you have for improving this school?

	Response Count
	72
answered question	72
skipped question	48




## 15. Are you satisfied with the overall quality of instruction at this school, neither satisfied nor dissatisfied with it, or dissatisfied with it?

		Response Percent	Response Count
Extremely satisfied		72.9%	86
Slightly satisfied		22.0%	26
Neither satisfied nor dissatisfied		3.4%	4
Slightly dissatisfied		1.7%	2
Extremely dissatisfied		0.0%	0
	Other (please specify)		8
	answered question		118
	skipped question		2




**16. I would recommend this school to other parents.**

		Response Percent	Response Count
Strongly Agree		81.2%	95
Agree		17.9%	21
Disagree		0.9%	1
Strongly Disagree		0.0%	0
	Other (please specify)		4
<b>answered question</b>			<b>117</b>
<b>skipped question</b>			<b>3</b>




**17. Buildings and grounds are appropriately maintained at this school.**

		Response Percent	Response Count
Strongly Agree		70.7%	82
Agree		27.6%	32
Disagree		1.7%	2
Strongly Disagree		0.0%	0
	Other (please specify)		7
<b>answered question</b>			<b>116</b>
<b>skipped question</b>			<b>4</b>



**18. Students' needs come first is an accurate statement at this school.**

		Response Percent	Response Count
Strongly Agree		42.7%	50
<b>Agree</b>		<b>53.0%</b>	<b>62</b>
Disagree		4.3%	5
Strongly Disagree		0.0%	0
	Other (please specify)		8
<b>answered question</b>			<b>117</b>
<b>skipped question</b>			<b>3</b>






**19. The teachers, staff, and administration at this school are concerned about the general welfare of students.**

		Response Percent	Response Count
<b>Strongly Agree</b>		<b>66.7%</b>	<b>78</b>
Agree		31.6%	37
Disagree		1.7%	2
Strongly Disagree		0.0%	0
	Other (please specify)		5
<b>answered question</b>			<b>117</b>
<b>skipped question</b>			<b>3</b>

## 20. The courses at this school prepare students for education beyond high school.

		Response Percent	Response Count
Strongly Agree		59.1%	68
Agree		40.9%	47
Disagree		0.0%	0
Strongly Disagree		0.0%	0
	Other (please specify)		14
<b>answered question</b>			<b>115</b>
<b>skipped question</b>			<b>5</b>




## 21. The principal at this school:

		Response Percent	Response Count
<b>Is accessible and approachable for school-related issues</b>		83.9%	94
Communicates effectively		71.4%	80
Makes the best use of available funds		52.7%	59
Provides leadership and support to enable school staff to most effectively meet academic goals		69.6%	78
Implements procedures to ensure the efficient, safe operation of the building for appropriate activities		69.6%	78
	Other (please specify)		24
<b>answered question</b>			<b>112</b>
<b>skipped question</b>			<b>8</b>

## 22. What amount of school resources do you believe are devoted to the following areas:

	Way Too Little	Too Little	About Right	Too Much	Way Too Much	Response Count
Athletics	2.8% (3)	14.7% (16)	<b>71.6% (78)</b>	9.2% (10)	1.8% (2)	109
Campus Ministry	0.0% (0)	18.5% (20)	<b>80.6% (87)</b>	0.0% (0)	0.9% (1)	108
Extra or Co Curricular	0.9% (1)	18.7% (20)	<b>78.5% (84)</b>	0.9% (1)	0.9% (1)	107
Fine Arts	0.0% (0)	13.2% (14)	<b>78.3% (83)</b>	6.6% (7)	1.9% (2)	106
Language Arts	0.0% (0)	9.9% (10)	<b>90.1% (91)</b>	0.0% (0)	0.0% (0)	101
Library	2.0% (2)	26.5% (27)	<b>71.6% (73)</b>	0.0% (0)	0.0% (0)	102
Mathematics	2.0% (2)	2.9% (3)	<b>94.1% (96)</b>	1.0% (1)	0.0% (0)	102
Science	1.9% (2)	20.4% (21)	<b>77.7% (80)</b>	0.0% (0)	0.0% (0)	103
Social Studies	2.0% (2)	4.0% (4)	<b>93.1% (94)</b>	0.0% (0)	1.0% (1)	101
STEM	3.2% (3)	6.3% (6)	<b>87.4% (83)</b>	3.2% (3)	0.0% (0)	95
Technology	3.0% (3)	14.9% (15)	<b>82.2% (83)</b>	0.0% (0)	0.0% (0)	101
Theology	0.0% (0)	5.9% (6)	<b>88.2% (90)</b>	3.9% (4)	2.0% (2)	102
World Languages	2.0% (2)	12.2% (12)	<b>80.6% (79)</b>	4.1% (4)	1.0% (1)	98
				Other (please specify)		15
<b>answered question</b>						<b>109</b>
<b>skipped question</b>						<b>11</b>

**23. The front office staff are welcoming and helpful when you enter the school.**

		Response Percent	Response Count
Strongly Agree		75.0%	87
Agree		22.4%	26
Disagree		2.6%	3
Strongly Disagree		0.0%	0
	Other (please specify)		13
<b>answered question</b>			<b>116</b>
<b>skipped question</b>			<b>4</b>

**24. Anything else?**

	Response Count
	53
<b>answered question</b>	<b>53</b>
<b>skipped question</b>	<b>67</b>