













1. The school's Catholic Identity is a high priority.

		Response Percent	Response Count
Strongly Agree		70.8%	68
Agree		24.0%	23
Somewhat Agree		4.2%	4
Disagree		0.0%	0
Strongly Disagree		0.0%	0
Does Not Apply to Me		1.0%	1
	other (please specify)		6
answered question			96
skipped question			0

2. Learning is a high priority at the school.

		Response Percent	Response Count
Strongly Agree		78.1%	75
Agree		20.8%	20
Somewhat Agree		1.0%	1
Disagree		0.0%	0
Strongly Disagree		0.0%	0
Does Not Apply to Me		0.0%	0
	other (please specify)		3
	answered question		96
	skipped question		0

3. School expectations and guidelines are enforced consistently at this school.

		Response Percent	Response Count
Strongly Agree		54.7%	52
Agree		38.9%	37
Somewhat Agree		3.2%	3
Disagree		2.1%	2
Strongly Disagree		1.1%	1
Does Not Apply to Me		0.0%	0
	other (please specify)		4
	answered question		95
	skipped question		1




4. My child's teachers frequently measure student learning.

		Response Percent	Response Count
Strongly Agree		40.4%	38
Agree		44.7%	42
Somewhat Agree		14.9%	14
Disagree		0.0%	0
Strongly Disagree		0.0%	0
Does Not Apply to Me		0.0%	0
	other (please specify)		11
	answered question		94
	skipped question		2





5. The teachers, staff, and administration at this school are concerned with the spiritual formation of students.

		Response Percent	Response Count
Strongly Agree		60.0%	57
Agree		33.7%	32
Somewhat Agree		6.3%	6
Disagree		0.0%	0
Strongly Disagree		0.0%	0
Does Not Apply to Me		0.0%	0
	other (please specify)		7
	answered question		95
	skipped question		1




6. My family is treated with respect at this school.

		Response Percent	Response Count
Strongly Agree		80.0%	76
Agree		17.9%	17
Somewhat Agree		2.1%	2
Disagree		0.0%	0
Strongly Disagree		0.0%	0
Does Not Apply to Me		0.0%	0
	other (please specify)		0
	answered question		95
	skipped question		1





7. My child's teachers effectively manage student behavior.

		Response Percent	Response Count
Strongly Agree		47.4%	45
Agree		35.8%	34
Somewhat Agree		14.7%	14
Disagree		0.0%	0
Strongly Disagree		0.0%	0
Does Not Apply to Me		2.1%	2
	other (please specify)		6
	answered question		95
	skipped question		1




8. This school has academic standards which challenge students to do their best.

		Response Percent	Response Count
Strongly Agree		63.5%	61
Agree		31.3%	30
Somewhat Agree		5.2%	5
Disagree		0.0%	0
Strongly Disagree		0.0%	0
Does Not Apply to Me		0.0%	0
	other (please specify)		4
	answered question		96
	skipped question		0




9. My child has the necessary classroom supplies and equipment for effective learning.

		Response Percent	Response Count
Strongly Agree		35.4%	34
Agree		49.0%	47
Somewhat Agree		14.6%	14
Disagree		1.0%	1
Strongly Disagree		0.0%	0
Does Not Apply to Me		0.0%	0
	other (please specify)		12
	answered question		96
	skipped question		0






10. I would recommend this school to other parents.

		Response Percent	Response Count
Strongly Agree		83.2%	79
Agree		14.7%	14
Somewhat Agree		2.1%	2
Disagree		0.0%	0
Strongly Disagree		0.0%	0
Does Not Apply to Me		0.0%	0
	other (please specify)		4
	answered question		95
	skipped question		1





11. This school provides a safe environment for all (students, teachers, staff, and visitors).

		Response Percent	Response Count
Strongly Agree		72.6%	69
Agree		24.2%	23
Somewhat Agree		3.2%	3
Disagree		0.0%	0
Strongly Disagree		0.0%	0
Does Not Apply to Me		0.0%	0
	other (please specify)		2
	answered question		95
	skipped question		1







12. Guidance and related services meet the needs of my child and my family.

		Response Percent	Response Count
Strongly Agree		56.4%	53
Agree		28.7%	27
Somewhat Agree		12.8%	12
Disagree		1.1%	1
Strongly Disagree		0.0%	0
Does Not Apply to Me		1.1%	1
	other (please specify)		11
	answered question		94
	skipped question		2




13. Buildings and grounds are appropriately maintained at this school.

		Response Percent	Response Count
Strongly Agree		72.6%	69
Agree		25.3%	24
Somewhat Agree		1.1%	1
Disagree		0.0%	0
Strongly Disagree		1.1%	1
Does Not Apply to Me		0.0%	0
	other (please specify)		3
	answered question		95
	skipped question		1






14. I receive appropriate feedback from teachers concerning my child's school experience.

		Response Percent	Response Count
Strongly Agree		35.1%	33
Agree		41.5%	39
Somewhat Agree		16.0%	15
Disagree		5.3%	5
Strongly Disagree		1.1%	1
Does Not Apply to Me		1.1%	1
	other (please specify)		11
	answered question		94
	skipped question		2




15. My child receives high quality instruction at this school.

		Response Percent	Response Count
Strongly Agree		53.2%	50
Agree		42.6%	40
Somewhat Agree		4.3%	4
Disagree		0.0%	0
Strongly Disagree		0.0%	0
Does Not Apply to Me		0.0%	0
	other (please specify)		3
	answered question		94
	skipped question		2

16. "Students' needs come first" is an accurate statement at this school.

		Response Percent	Response Count
Strongly Agree		44.2%	42
Agree		38.9%	37
Somewhat Agree		13.7%	13
Disagree		0.0%	0
Strongly Disagree		1.1%	1
Does Not Apply to Me		2.1%	2
	other (please specify)		4
	answered question		95
	skipped question		1

17. My child is learning to use problem-solving, decision-making, and critical thinking skills.

		Response Percent	Response Count
Strongly Agree		45.7%	43
Agree		35.1%	33
Somewhat Agree		19.1%	18
Disagree		0.0%	0
Strongly Disagree		0.0%	0
Does Not Apply to Me		0.0%	0
	other (please specify)		2
	answered question		94
	skipped question		2




18. The teachers, staff, and administration at this school are concerned about the general welfare of students.

		Response Percent	Response Count
Strongly Agree		67.4%	64
Agree		29.5%	28
Somewhat Agree		2.1%	2
Disagree		0.0%	0
Strongly Disagree		1.1%	1
Does Not Apply to Me		0.0%	0
	other (please specify)		1
	answered question		95
	skipped question		1



19. Students are encouraged to appreciate the value of all cultures and religions.

		Response Percent	Response Count
Strongly Agree		39.1%	36
Agree		42.4%	39
Somewhat Agree		14.1%	13
Disagree		1.1%	1
Strongly Disagree		0.0%	0
Does Not Apply to Me		3.3%	3
	other (please specify)		10
	answered question		92
	skipped question		4





20. Students receive recognition for good performance in extracurricular activities.

		Response Percent	Response Count
Strongly Agree		42.6%	40
Agree		46.8%	44
Somewhat Agree		7.4%	7
Disagree		0.0%	0
Strongly Disagree		0.0%	0
Does Not Apply to Me	<input type="checkbox"/>	3.2%	3
	other (please specify)		5
	answered question		94
	skipped question		2





21. I was contacted by at least one teacher before school started this year.

		Response Percent	Response Count
Yes		71.6%	63
No		28.4%	25
	other (please specify)		12
	answered question		88
	skipped question		8






22. The courses at this school prepare students for education beyond high school.






		Response Percent	Response Count
Strongly Agree		53.2%	50
Agree		42.6%	40
Somewhat Agree		3.2%	3
Disagree		0.0%	0
Strongly Disagree		0.0%	0
Does Not Apply to Me		1.1%	1
	other (please specify)		4
	answered question		94
	skipped question		2

23. My child's instruction includes adequate opportunities to use technology.

		Response Percent	Response Count
Strongly Agree		48.9%	46
Agree		41.5%	39
Somewhat Agree		8.5%	8
Disagree		1.1%	1
Strongly Disagree		0.0%	0
Does Not Apply to Me		0.0%	0
	other (please specify)		4
	answered question		94
	skipped question		2

24. Parent/teacher conferences help me know better what my child must do to be successful in school.

		Response Percent	Response Count
Strongly Agree		34.8%	32
Agree		42.4%	39
Somewhat Agree		8.7%	8
Disagree		3.3%	3
Strongly Disagree		0.0%	0
Does Not Apply to Me		10.9%	10
	other (please specify)		8
	answered question		92
	skipped question		4

25. The Principal at this school:		Response Percent	Response Count
Is accessible and approachable for school-related issues.		95.7%	89
Communicates effectively.		78.5%	73
Makes the best use of available funds.		68.8%	64
Provides leadership and support to enable school staff to most effectively meet academic goals.		75.3%	70
Implements procedures to ensure the efficient, safe operation of the building for appropriate activities.		77.4%	72
	other (please specify)		16
	answered question		93
	skipped question		3

26. What amount of school resources do you believe are devoted to the following areas:						
	Way too Little	Too Little	About Right	Too Much	Way too Much	Response Count
Athletics	2.2% (2)	11.2% (10)	82.0% (73)	4.5% (4)	0.0% (0)	89
Campus Ministry	3.4% (3)	8.0% (7)	85.1% (74)	1.1% (1)	2.3% (2)	87
Extra or Co-Curricular	1.1% (1)	12.6% (11)	86.2% (75)	0.0% (0)	1.1% (1)	87
Fine Arts	0.0% (0)	3.4% (3)	90.9% (80)	4.5% (4)	2.3% (2)	88
Language Arts	0.0% (0)	9.6% (8)	90.4% (75)	0.0% (0)	0.0% (0)	83
Library	3.5% (3)	33.7% (29)	62.8% (54)	0.0% (0)	0.0% (0)	86
Mathematics	1.2% (1)	3.5% (3)	95.3% (82)	0.0% (0)	0.0% (0)	86
Technology	2.3% (2)	17.2% (15)	81.6% (71)	0.0% (0)	0.0% (0)	87
Science	7.0% (6)	22.1% (19)	70.9% (61)	0.0% (0)	0.0% (0)	86
Social Science	0.0% (0)	2.4% (2)	95.3% (81)	2.4% (2)	0.0% (0)	85
STEM Education	1.3% (1)	8.0% (6)	89.3% (67)	1.3% (1)	0.0% (0)	75
World Languages	3.8% (3)	15.0% (12)	80.0% (64)	0.0% (0)	1.3% (1)	80
				other (please specify)		12
				answered question		90
				skipped question		6

27. Please tell me about your experience at St. Dominic Savio thus far or feel free to comment on a specific issue.	
	Response Count
	69
answered question	69
skipped question	27